





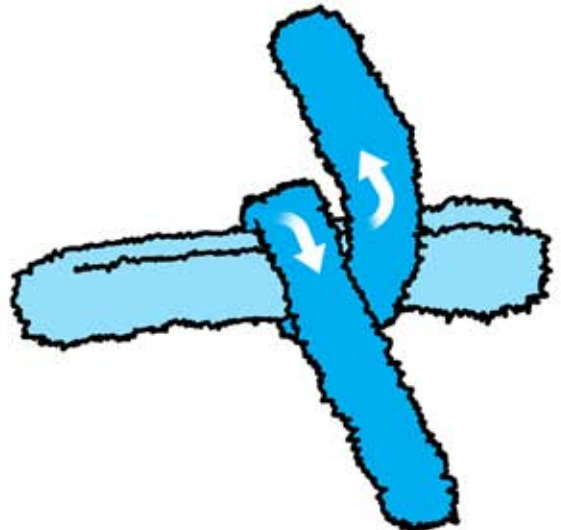
1. Fold 1 Noodle in half.
Bend up slightly to form snout.



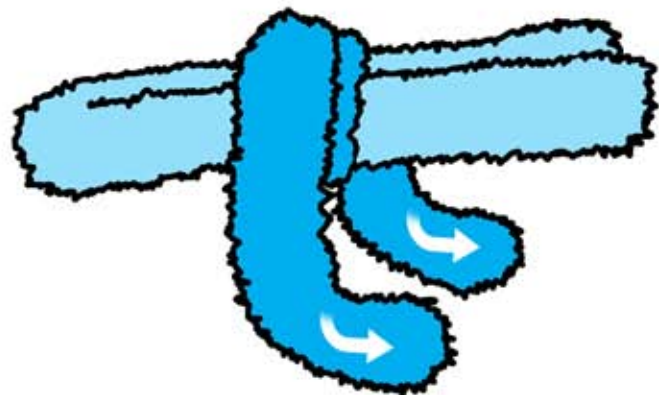
2. Wrap the next Noodle around the
middle of the snout.
Fold down the puppy's ears.




3. Fold 3 Noodles in half to form the
legs and body



4. Wrap one Noodle around the
puppy's body to form a leg.



5. Bend the feet. Repeat step 4 and 5
to form the second leg.



6. Bend the tail up. Slip the head onto
the puppy's body. The head may be
secured with glue.
Decorate your puppy to finish.